

TEI MEMBERS MEETING 2015







TREASURER'S

REPORT

MEMBERSHIP

CATEGORIES AND FEES

Membership level list

Name Type	Renewal period	Membership fee
<u>Contributor</u>  Bundle (up to 10 members)	Every 1 year (starting from January 1st)	\$500.00 (USD)
<u>Friend</u>  Bundle (up to 30 members)	Every 1 year (starting from January 1st)	\$1,500.00 (USD)
<u>Individual</u>  Individual	Every 1 year (starting from join date)	\$50.00 (USD)
<u>Patron</u>  Bundle (up to 50 members)	Every 1 year (starting from January 1st)	\$2,500.00 (USD)
<u>Supporter</u>  Bundle (up to 5 members)	Every 1 year (starting from January 1st)	\$250.00 (USD)
<u>Sustaining Partner</u>  Bundle (up to 100 members)	Every 1 year (starting from January 1st)	\$5,000.00 (USD)

MEMBERSHIP

HOW MANY?

Member list ([Summary](#) | [Keyword search](#) | [Advanced search](#) | [Saved searches](#))

Level	Total (Bundles)	Active	Renewal overdue	Lapsed	Pending			New in last	
					New	Renewal	Level change	7 days	30 days
Contributor	76 (38)	74	1	1	1	-	-	2	7
Friend	36 (10)	36	-	-	-	-	-	-	-
Individual	269	252	18	5	12	-	-	40	68
Patron	9 (2)	9	-	-	-	-	-	-	-
Supporter	37 (24)	34	1	-	3	-	-	-	-
Sustaining Partner	8 (5)	8	-	-	-	-	-	-	-
Total	435 (79)	413	20	6	16	-	-	42	75

Institutional members since 2000

45 paid-up institutional members in 2012

79 paid-up institutional members in 2015

Individual members (originally “subscribers”) since 2003

22 paid-up individual members in 2012

252 paid-up individual members in 2015

TEI FISCAL YEAR 2014

= CALENDAR YEAR 2014

Income:

From membership, cf Wild Apricot: \$78,047

Expenses:

From major expense categories: \$64,810

FISCAL YEAR 2014

MAJOR EXPENSES

- TEI Council: \$28,000 (two meetings)
- TAPAS: \$10,000
- TEI Members Meeting: \$7,500 (Subvention, Conftool)
- TEI Board: \$6,000
- Web Hosting: \$3,450 (\$2,450 for moving to new host)
- Accounting & Tax Filing: \$3,000
- Bursaries: \$2,900 (Paul O'Shea, Susanna Torrent)
- Insurance, Legal: \$2,0000
- TEI Journal: \$1,700
- Service Fees (Banking and PayPal): \$250

COMPLIANCE

TAX, LEGAL, INSURANCE

- Tax return filed with IRS
- Annual Virginia corporate registration in progress
- Directors and Officers insurance procured

BALANCES OVER TIME

FROM OUR BANK OF AMERICA ACCOUNT

January 2012 Balance	\$146,565.90
January 2013 Balance	\$179,523.87
January 2014 Balance	\$193,925.20
January 2015 Balance	\$223,673.03

\$37K CD cashed out, deposited in main account

March 2012 Balance	\$145,480.31
March 2013 Balance	\$201,431.26
March 2014 Balance	\$218,816.11
March 2015 Balance	\$221,212.44

June 2012 Balance	\$160,918.40
June 2013 Balance	\$191,589.83
June 2014 Balance	\$217,739.32
June 2015 Balance	\$214,915.13

October 2012 Balance	\$156,126.08
October 2013 Balance	\$185,548.41
October 2014 Balance	\$165,511.39
October 2015 Balance	\$214,185.68

JMU took over as treasurer, moved membership management to Wild Apricot

Fluctuation due to midstream conference banking services provided to Northwestern

2012 Avg Bal	\$152,272.67
2013 Avg Bal	\$189,523.34
2014 Avg Bal	\$198,998.01
2015 Avg Bal	\$218,496.57